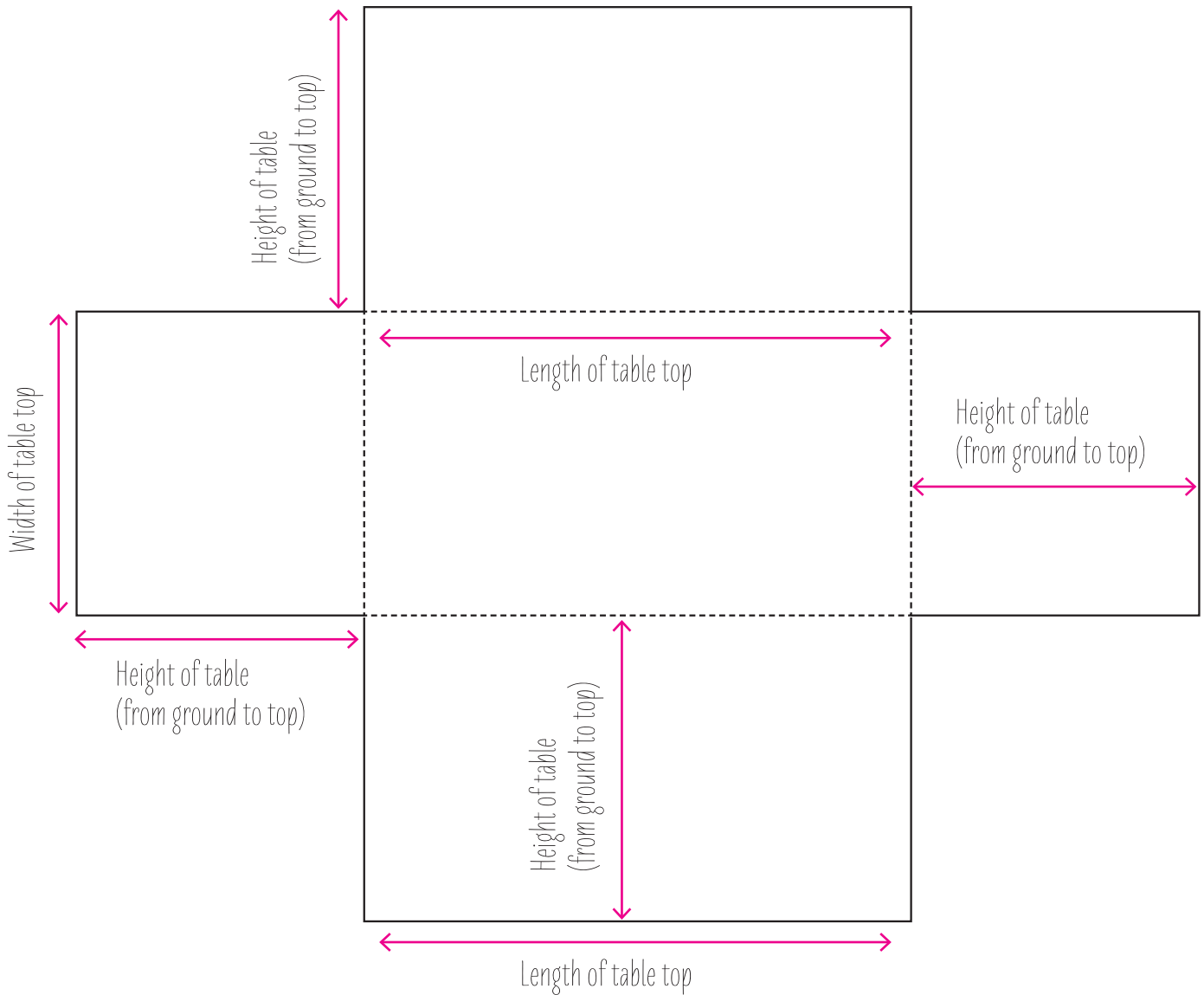





FACT SHEET: MEASUREMENTS FOR TABLE CLOTH




You need to measure the length and width of your table top and the height from the top to the ground. When you apply these measurements as above, you will have the dimensions of your table cloth.

Depending on the size of your table, this shape will fit in a double or queen size bed sheet. If your table is too big, you can still do this project from sheets but you will have to join some sections from what you cut out.



FACT SHEET: LASHING




1

Tie your string diagonally around both sticks.



2

Wrap the string around both sticks a few times, the opposite direction you tied on.



3

Wrap the string around both sticks in the other direction.



4

Wrap around the top and bottom, above and below the diagonal wraps and tie it off.

PORTHOLES

